



## Cabinet cooling unit KG 8515-230V



### Product Features

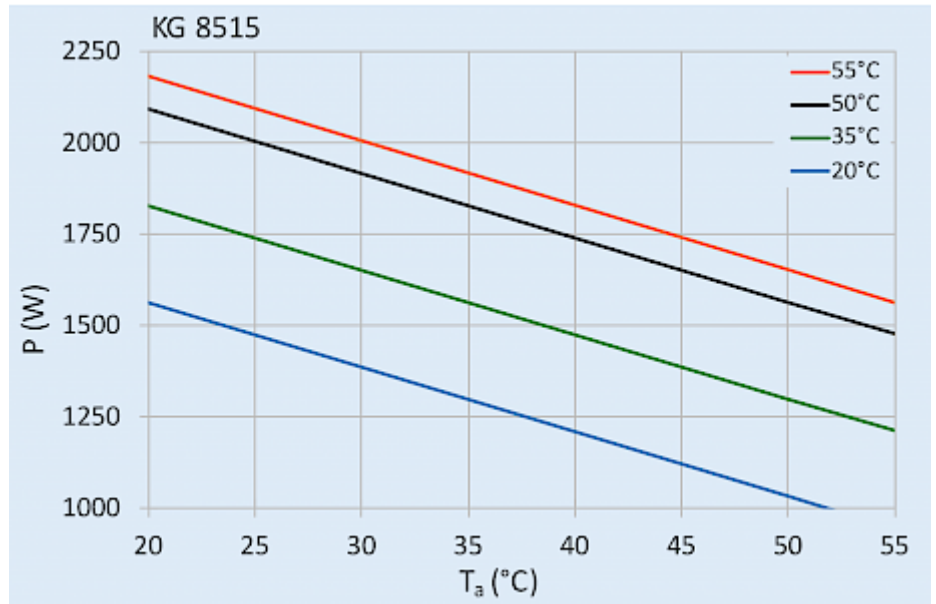
<b>Brand Name:</b>	SlimLine Pro	
<b>Order Number:</b>	851500001	
<b>Color:</b>	RAL 7035	
<b>Housing Material:</b>	Mild steel, powder coated	
<b>Ingress protection:</b>	IP 56 / Type 12,3,3R, 4	
<b>Note:</b>	pat. D815,265	
<b>Approvals:</b>	CE, RoHS	
<b>Accessories:</b>	<a href="#">Aluminum filter</a>	
	<a href="#">Cold air outlet duct</a>	
<b>Taric Code:</b>	84158200	

## Technical data KG 8515-230V

<b>Cooling capacity L35L35:</b>	1.5 kW @ 50 Hz 1.5 kW @ 60 Hz
<b>Cooling capacity L35L50:</b>	1.3 kW @ 50 Hz 1.3 kW @ 60 Hz
<b>Compressor:</b>	Rotary piston
<b>Refrigerant / GWP:</b>	R134a / 1430
<b>Refrigerant charge:</b>	320 g / 11.29 oz.
<b>High / low pressure:</b>	6 / 30 bar 87 / 435 psig
<b>Temperature range:</b>	10°C - +60°C
<b>Air volume flow (system / unimpeded):</b>	Ambient air circuit: 550 / 850 m <sup>3</sup> /h Cabinet air circuit: 500 / 850 m <sup>3</sup> /h
<b>Mounting:</b>	External / recessed
<b>Dimension H x W x D:</b>	1,350 x 395 x 210 mm
<b>Weight:</b>	41 kg
<b>Voltage / Frequency:</b>	230 V ~ 50/60 Hz
<b>Current L35L35:</b>	2.9 A
<b>Starting current:</b>	16 A
<b>Max. current:</b>	4.7 A
<b>Nominal power L35L35:</b>	650 W
<b>Max. power:</b>	1.1 kW
<b>Fuse:</b>	8 A (T)
<b>Connection:</b>	5 pole terminal for signals 4 pole terminal for power

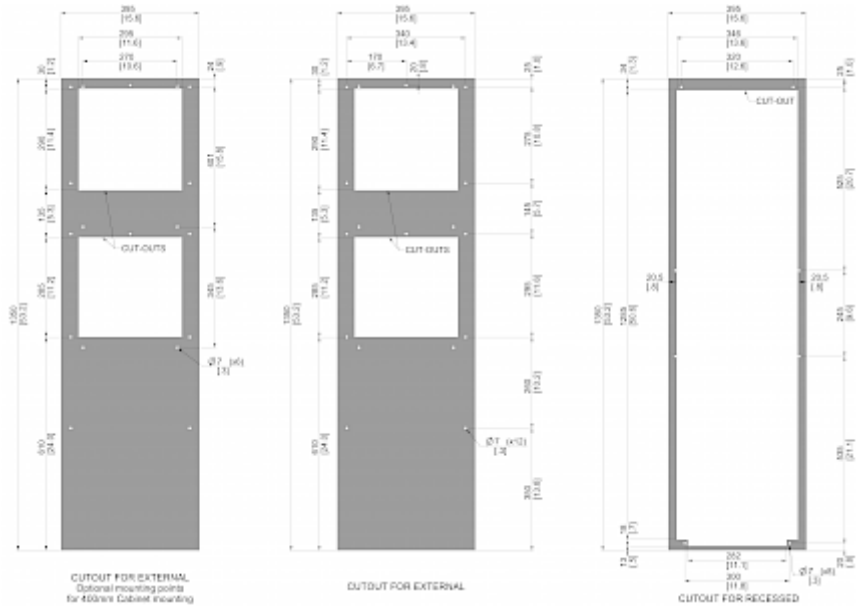
Please click on the graphics to download.  
 More CAD drawings can be found under [Product Download](#).  
 > [Overview product group Cabinet cooling units - SlimLine Pro](#)

**Performance Graph:**




click image to enlarge

**Cut out dimensions:**



click image to enlarge

**Product Accessories:**



click image to enlarge